

MEASURING FOR THE RIGHT SIZE

LAYFLAT BAGS SQUARE CONTAINER OR DIMENSIONAL PRODUCT

Note: Depth is the shorter of the 2 sides.

1. Bag Width = Container Width + Container Depth + 2" for a looser fit
2. Bag Length = Container Height + Container Depth + 6" to cover contents and tie the bag closed.

EXAMPLES

Container Size: 14" W x 10" D x 32" L

Bag Size: 26" W x 48" L

Object Size: 10" W x 3" D x 16" L

Bag Size: 15" W x 25" L



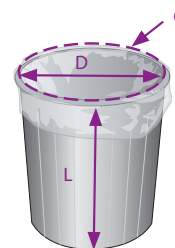
ROUND CONTAINER

1. Container Circumference = Diameter x 3.14
2. Bag Width = Container Circumference divided by 2, + 1" for a looser fit.
3. Bag Length = Container Height + Container Diameter + 6" for overhang.

EXAMPLE

Container Size: 12" D x 30" L

Bag Size: 20" W x 47" L



GUSSETED BAGS SQUARE CONTAINER OR DIMENSIONAL PRODUCT

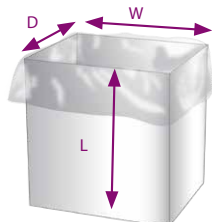
Note: Depth is the shorter of the 2 sides.

1. Bag Width = Box Width + 1"
2. Bag Depth = Box Depth + 1"
3. Bag Length = Box Height + Box Depth + 6" to cover contents and tie the bag closed.

EXAMPLES

Box Size: 18" W x 12" D x 14" L

Bag Size: 19" W x 13" D x 32" L



PALLET COVER

Note: Depth is the shorter of the 2 sides.

1. Cover Width = Pallet Width + 1 - 2"
2. Cover Depth = Pallet Depth + 1 - 2"
3. Cover Length = Pallet Height + 1/2 the Depth of Pallet

EXAMPLE

Pallet Size: 40" W x 36" D x 50" L

Cover Size: 42" W x 38" D x 68" L



RECLOSABLE BAGS

ZIP TOP BAG

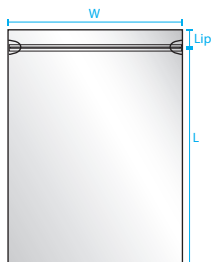
Note: Custom Zip Tops come with reinforced hammergeals; our standard stock zip tops do not.

1. Bag Width = Width of Product + 1 1/2"
2. For rigid items, add 1/2" more to the width of the bag to allow the item to fit.
3. Bag Length = Length of product + 1"
4. For thick or bulky items add the Depth of the product to both Width and Length.
5. Add 1/2" to 2" to both dimensions for a looser fit.

EXAMPLE

Flat Product: 2.5" W x 5" H

Bag Size: at least 4" W x 6" L



SLIDER TOP BAG

1. Bag Width = Width of Product + 1 1/2"
2. For rigid items, add 1/2" more to the width of the bag to allow the item to fit.
3. Bag Length = Length of product + 1/2"
4. For thick or bulky items add the Depth of the product to both Width and Length.
5. Add 1/2" to 2" to both dimensions for a looser fit.

EXAMPLE

Flat Product: 2 1/2" W x 5 1/2" H

Bag Size: at least 4" W x 6" L

